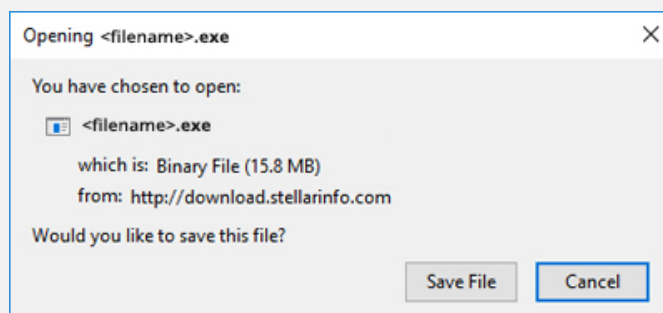


Stellar Repair for Exchange

Steps to Install

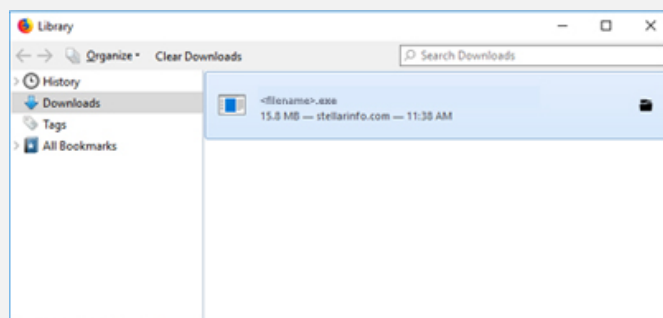
Step 1

When Opening Dialog Box Appears Click
Save File



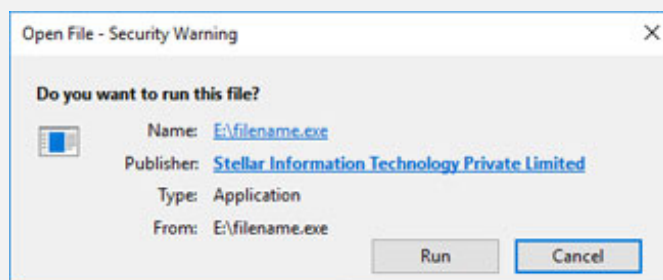
Step 2

When Downloads Windows Appears
Double-Click the File



Step 3

When Security Warning Dialog Box
Appears, Click Run



System Requirements:

Processor: Pentium Class

RAM: 1 GB Minimum

Hard Disk: 50 MB of free space

Operating Systems: Windows 10 (32bit/64bit) / Windows 8.1 (32bit/64bit) / 8 (32bit/64bit) / Windows 7 (32bit/64bit) / Windows Vista (32bit/64bit) / Windows Server 2012 / Windows Server 2008